

REMINGTON®
SALON PRO

SILK CERAMIC STRAIGHTENER

USE & CARE
MANUAL

PLEASE READ
PRIOR TO USE



To register your product go to
www.remington-products.com.au

SILK CERAMIC PLATES

240°C FAST HIGH HEAT

3 YEAR **WARRANTY**

S9600AU

IMPORTANT SAFEGUARDS

Warning: When the straightener is used in a bathroom, unplug it after use since the proximity of water presents a hazard even when the straightener is switched off.

When using electrical appliances, especially when children are present, basic safety precautions should always be followed, including the following:

READ ALL INSTRUCTIONS BEFORE USING

KEEP AWAY FROM WATER

DANGER – As with most electrical appliances, electrical parts are electrically live even when the switch is off.

To reduce the risk of death by electric shock:

- Always unplug it immediately after using.
- Do not place or store an appliance where it can fall or be pulled into a bath or sink.
- Do not use while bathing.
- Do not place or drop into water or other liquid.
- If an appliance falls into water, “unplug it” immediately. Do not reach into the water.

For additional protection, the installation of a residual current device (RCD) with a rated residual operating current not exceeding 30mA is advisable in the electrical circuit supplying the bathroom. Ask your electrical contractor for advice.

WARNING – TO REDUCE THE RISK OF BURNS, ELECTROCUTION, and FIRE, OR INJURY TO PERSONS.

- Your styler should never be left unattended when plugged in to a power outlet.
- This appliance can be used by children aged from 8 years and above and persons with reduced physical, sensory or mental capabilities or lack of experience and knowledge if they have been given supervision or instruction concerning use of the appliance in a safe way and understand the hazards involved. Cleaning and user maintenance shall not be made by children without supervision.
- **Children should be supervised to ensure they do not play with the appliance.**
- Use this appliance only for its intended use as described in this manual. Do not use attachments not recommended by Remington.
- If the supply cord is damaged, it must be replaced by the manufacturer, its service agents or similarly qualified persons in order to avoid a hazard.
- Do not use on people who are asleep.
- Never drop or insert any object into any opening of this appliance.
- Do not use outdoors or where aerosol (spray) products are being used or where oxygen is being administered.
- The plates will be very hot during use. Do not let bare skin touch heated surfaces.
- Do not place the heated styler on any soft surface such as a bed, carpet or a towel. Place only on a hard, flat, heat resistant surface.

SAVE THESE INSTRUCTIONS

S9600AU SILK CERAMIC STRAIGHTENER

USE AND CARE INSTRUCTION MANUAL

Thank you for purchasing your new Remington® Silk Ceramic Straightener. The Silk Ceramic Straightener features the most advanced ceramic with real silk proteins for silky smooth results.



KEY PARTS

- | | |
|--|----------------------|
| 1. Advanced Silk Ceramic coated plates | 5. On/off button |
| 2. Informative digital temperature display | 6. Hinge lock |
| 3. + Temperature increase button | 7. Salon swivel cord |
| 4. - Temperature decrease button | |

SILK CERAMIC TECHNOLOGY

The advanced ceramic plates contain real silk proteins for the smoothest glide leaving your hair silky smooth.

AUTOMATIC VOLTAGE ADJUSTMENT

The Silk straightener features automatic voltage adjustment for international use. Plug the unit into any domestic power outlet and it will adjust automatically to the voltage being supplied.

Note: - Some countries will require the use of a plug adaptor that is not included with your straightener.

TEMPERATURE MEMORY FUNCTION

The Silk Ceramic Straightener's memory function feature remembers the last temperature setting you were using.

TURBO BOOST FUNCTION

This styler features a turbo function which will automatically select the highest temperature of 240°C. To operate the turbo boost function, press and hold the + temperature increase button for 2 seconds.

TEMPERATURE LOCK

This styler has a temperature lock to prevent the selected temperature from being accidentally altered during use. When the selected temperature has been reached, simply press and hold the '-' temperature decrease button for 2 seconds. This will lock the current heat setting and a lock icon will be seen in the top of the straightener below the temperature settings.

To unlock the temperature lock, simply press and hold the '-' temperature button for 2 seconds.





AUTO OFF SAFETY FEATURE

If the styler is not used for a period of 60 minutes (temperature is constant) it will automatically shut off.

INFORMATIVE DIGITAL TEMPERATURE DISPLAY

The digital temperature display indicates the best temperature for your hair type.

Recommended Temperatures

Symbol	Temperature	Hair Type
	150°C - 170°C	Thin/Fine, damaged or bleached hair
	170°C - 200°C	Normal, healthy hair
	200°C - 235°C	Thick and difficult to style hair
	Temperature Boost to 240°C	Quick touch ups for stubborn, hard to style sections

Caution: The hottest temperatures should only be used by experienced stylists. If you plan to use this straightener on the boost setting of 240°C please test on a small section of your hair first.

HOW TO USE YOUR REMINGTON® SILK CERAMIC STRAIGHTENER

1. Before use, ensure the hair is clean, dry and tangle-free.
2. Section the hair prior to styling. Style the lower layers first.
3. Plug the product into the mains power supply. When the styler is plugged in but not turned on a lock symbol will show in the display window indicating the styler is in standby mode.
4. Press and hold the on button to switch on.
5. Start styling on lower temperatures first. Select appropriate temperature for your hair type using the controls on the side of the product.
6. Recommended temperatures are indicated by the hair strand symbols on the right hand side of the temperature display. '+' increases the temperature '-' decreases the temperature.
7. The digital display will stop flashing when the product is ready to use.
8. Working on one section at a time, run the straightener through the entire length of the hair without stopping.
9. Only repeat twice per section to prevent damage to the hair.
10. After use, press and hold the off button to turn off, then unplug the appliance.

For additional hair styling tool tips visit <http://www.remington-products.com.au/>

The straightener is not suitable for use on synthetic wigs or hair extensions.

MAINTENANCE

This styler is designed for household use and is virtually maintenance free.

If cleaning becomes necessary, disconnect the styler from the power outlet, allow it to cool, then wipe the exterior surface and the ceramic plates with a soft damp cloth.

Do not immerse the unit in any liquid. Do not use an abrasive cleaning fluid or material to clean the high grade ceramic plates infused with silk proteins as this will scratch the surface and deteriorate the effectiveness of the surface.

STORAGE

When not in use, always unplug the unit from the power outlet. Allow the styler to cool and store out of the reach of children in a safe dry place. Never wrap the power cord around the styler as this will cause the cord to wear prematurely and break. Handle the cord carefully for long life and avoid jerking, twisting or straining especially at the power plug and styler connections. If the cord becomes twisted in use, periodically straighten it. Store your styler with the plates locked. This will ensure that the plates are protected and prevented from being easily scratched.

Included with your Silk Ceramic Straightener is a heat resistant storage pouch. Use this pouch to safely store your styler. The pouch has a heat resistant lining so it is not necessary to wait for the styler to cool.

Please note: the exterior of the pouch will feel quite warm until the styler cools.



WARNING: Do not use this appliance near bathtubs, showers, basins or other vessels containing water.

This product conforms to radio frequency interference requirements.

Any product purchased and used commercially carries a limited 90 Day Warranty.

WARRANTY AGAINST DEFECTS

In this warranty:

Australian Consumer Law means the Australian consumer law set out in Schedule 2 to the Competition and Consumer Act 2010;

CGA means the New Zealand Consumer Guarantees Act 1993;

Goods means the product or equipment which was accompanied by this warranty and purchased in Australia or New Zealand, as the case may be;

Manufacturer, We or us means:

1. for Goods purchased in Australia, Spectrum Brands Australia Pty Ltd ACN, 007 070 573; or
2. for Goods purchased in New Zealand, Spectrum Brands New Zealand Limited, as the case may be, contact details as set out at the end of this warranty;

Supplier means the authorised distributor or retailer of the Goods that sold you the Goods in Australia or in New Zealand; and

You means you, the original end-user purchaser of the Goods.

1. Our goods come with guarantees that cannot be excluded under the Australian Consumer Law, or the CGA. You are entitled to a replacement or refund for a major failure and compensation for any other reasonably foreseeable loss or damage. You are also entitled to have the goods repaired or replaced if the goods fail to be of acceptable quality and the failure does not amount to a major failure.
2. The benefits provided by this Warranty are in addition to all other rights and remedies in respect of the Goods which the consumer has under either the Australian Consumer Law or the CGA. The original purchaser of the Goods is provided with the following Warranty subject to the Warranty Conditions:
3. We warrant the Goods for all parts defective in workmanship or materials for the period of three (3) years from the date of purchase (**Warranty Period**). If the Goods prove defective within the Warranty Period by reason of improper workmanship or material, we may, at our own discretion, repair or replace the Goods without charge.

Warranty Conditions

4. The Goods must be used in accordance with the manufacturer's instructions. This Warranty does not apply should the defect in or failure of the Goods be attributable to misuse, abuse, accident or non-observance of manufacturer's instructions on the part of the user. As far as the law permits, the manufacturer does not accept liability for any direct or consequential loss, damage or other expense caused by or arising out of any failure to use the Goods in accordance with the manufacturer's instructions.
5. Exhaustible components (such as shaver heads, cutters and foils) of the Goods are included under this Warranty only where there is a defect in workmanship or materials used.
6. The warranty granted under clause 3 is limited to repair or replacement only.
7. Any parts of the Goods replaced during repairs or any product replaced remain the property of the manufacturer. In the event of the Goods being replaced during the Warranty Period, the warranty on the replacement Goods will expire on the same date as for the Warranty Period on the original Goods which are replaced.

8. In order to claim under the warranty granted under clause 3 you must:
 - (a) Retain this warranty with your receipt/proof of purchase; and
 - (b) Return the Goods to us at the relevant address below or to the Supplier by prepaid freight within the Warranty Period accompanied with (i) the legible and unmodified original proof of purchase, which clearly indicates the name and address of the Supplier, the date and place of purchase, the product name or other product serial number and (ii) this warranty.
9. This warranty is immediately void if:
 - (a) Any serial number or appliance plate is removed or defaced;
 - (b) The Goods have been serviced or otherwise repaired by a person not authorised to do so by us or where non approved replaced parts are used.
10. The Goods are designed for domestic use only. A limited 90-day Warranty applies to any industrial or commercial use of the Goods. The Goods must be connected to the electrical voltage requirements as specified in the ratings label located on the Goods.
11. This warranty does not cover the cost of claiming under the warranty or transport of the Goods to and from the Supplier or us.
12. This warranty is only valid and enforceable in Australia against Spectrum Brands Australia Pty Ltd and in New Zealand against Spectrum Brands New Zealand Limited.

Contact us or the Supplier for further details.

Spectrum Brands Australia Pty Ltd
Locked Bag 3004
Braeside, VIC 3195
AUSTRALIA

Customer service in Australia: 1800 623 118
E-mail: consumer.enquiry@remington-products.com.au
Website: www.remington-products.com.au

Spectrum Brands New Zealand Limited
PO Box 9817
Newmarket, Auckland 1149
NEW ZEALAND
Customer service in New Zealand: 0800 736 776
E-mail: info@remington.co.nz
Website: www.remington-products.com.au

REMINGTON®

REMINGTON SERVICE HOTLINE

- ① Australia 1800 623 118 (toll free)
- ② New Zealand 0800 736 776 (toll free)

AUTHORISED REPAIR CENTRES

Visit www.remington-products.com.au for Authorised Repair Centre details.

® Registered Trademark of Spectrum Brands, Inc. (SBI), or one of its subsidiaries.

© 2015 Spectrum Brands Inc.

Rev. 02/15

Part No. T22-0003334

