



Noise-Cancelling Headphones

Model Number: AHP-1192

INSTRUCTION MANUAL

AFTER SALES SUPPORT

☎ (AUS) 1300 886 649

 www.tempo.org

Model: AHP-1192 Product Code: 39115 11/2014



Contents

Warranty Details	3
Welcome	4
General Safety Instructions	5
Parts List	6
Getting Started	7
Operation	8
Other Useful Information	9
Repair and Refurbished Goods or Parts Notice	11



BAUHN®
EFFORTLESS TECHNOLOGY



Noise-Cancelling Headphones

Warranty Details

The product is guaranteed to be free from defects in workmanship and parts for a period of 12 months from the date of purchase. Defects that occur within this warranty period, under normal use and care, will be repaired, replaced or refunded at our discretion. The benefits conferred by this warranty are in addition to all rights and remedies in respect of the product that the consumer has under the Competition and Consumer Act 2010 and similar state and territory laws.

Our goods come with guarantees that cannot be excluded under the Australian Consumer Law. You are entitled to a replacement or refund for a major failure and to compensation for any other reasonably foreseeable loss or damage. You are also entitled to have the goods repaired or replaced if the goods fail to be of acceptable quality and the failure does not amount to a major failure.

AFTER SALES SUPPORT

  1300 886 649

 www.tempo.org

Model: AHP-1192 Product Code: 39115 11/2014



Welcome

Congratulations on choosing to buy a BAUHN® product.

All products brought to you by BAUHN® are manufactured to the highest standards of performance and safety and, as part of our philosophy of customer service and satisfaction, are backed by our comprehensive 1 Year Warranty. We hope you will enjoy using your purchase for many years to come.

General Safety Instructions

Read this manual thoroughly before first use and keep it in a safe place for future reference, along with the completed warranty card, purchase receipt and carton. The safety precautions enclosed herein reduce the risk of fire, electric shock and injury when correctly adhered to.

- **Usage environment:** In order to prevent environmental factors (humidity, heat, dust, food, liquid etc.) damaging the product, only use the headphones in clean and dry environments, away from excessive heat, very low temperatures and humidity. Keep the headphones away from heat sources, sharp objects, liquids, oils and other chemicals.
- **Protect from moisture:** To reduce the risk of electrocution or damage to the product, do not let the headphone set get wet. Never operate the headphone set with wet hands, submerge it under water or spill liquids into the device.
- **Usage restriction:** These headphones are not intended for use by persons (including children) with reduced physical, sensory or mental capabilities, or lack of experience and knowledge, unless they have been given supervision or instruction concerning use of the equipment by a person responsible for their safety.
- **Children:** Supervise young children to ensure they do not play with the device. Close supervision is necessary when the device is used by or near children.
- **Distraction:** Do not use the headphones in situations which require special attention (e.g. in traffic or when performing skilled jobs).
- **Storage:** Do not store your headphones on any object (for long periods of time) that might widen the headband and reduce the contact pressure of the headphones.
- **Protect your hearing:** Listening to the headphone at high volume can cause hearing loss/impairment. Please make sure the volume is NOT set to maximum when turned on. You could not only damage your hearing but also damage the equipment.
- **Repair:** These headphones have no user-serviceable parts contained within. Do not attempt to repair, disassemble or modify the headphones. In case of damage, phone the after sales support line for advice.
- **Inappropriate use:** Using this product inappropriately could adversely affect your hearing. Always follow the instructions in this manual.
- **Liability:** We assume no liability for any eventual damages or injury caused by misuse of the product or noncompliance with these instructions.

Parts List



Noise-cancelling
headphones



3.5mm Audio cable



3.5mm to
6.3mm Adaptor



Carrying case



Airplane
adaptor

Getting Started

Installing batteries

Grasp the headband near the left earpiece towards the back.

Carefully prise open the left earpiece cover.



CAUTION!

Do not open the battery cover too wide, otherwise it may break off.



Insert two AAA batteries.

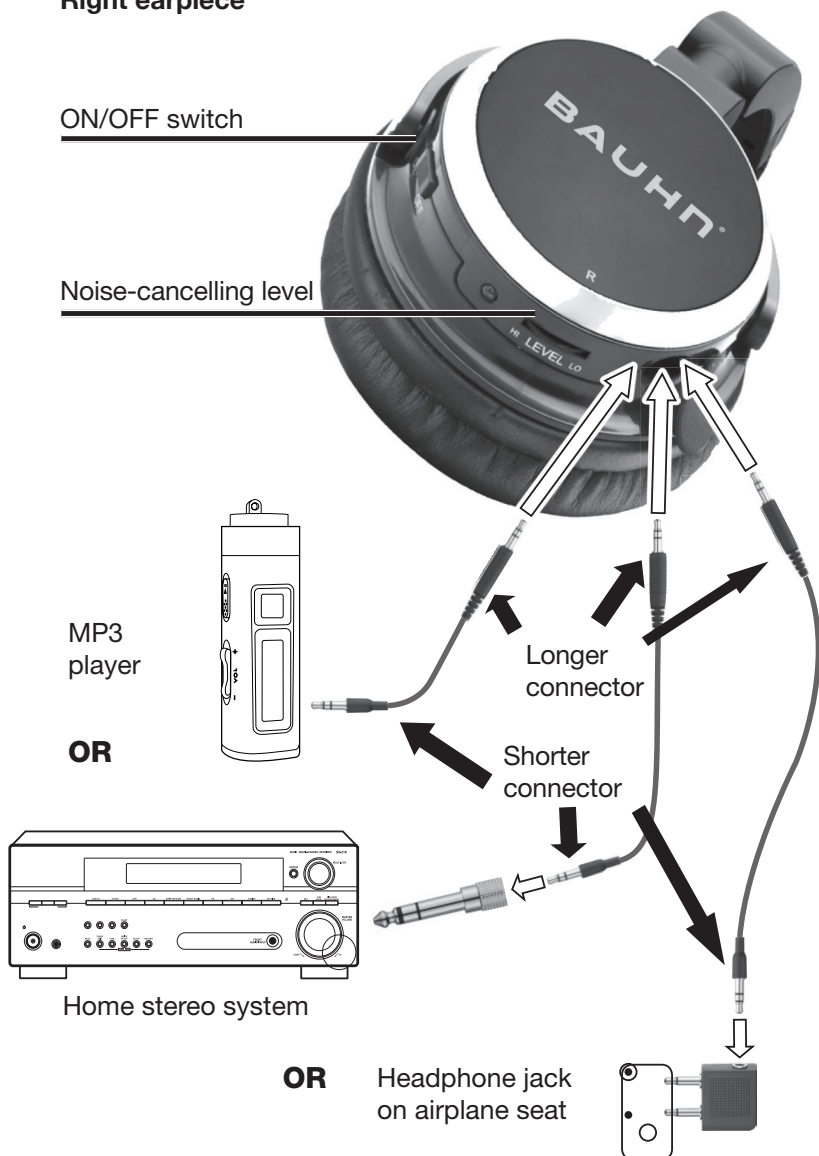


Operation

Right earpiece

ON/OFF switch

Noise-cancelling level



Other Useful Information

Cleaning and storing your headphones

- When the headphones are dirty, wipe them with a dry, soft cloth. Do not use any liquid or spray cleaner on the product.
- To store them away after use, place them in their case, as illustrated below.



CAUTION: The earpieces can only be rotated 90° in one direction. Rotating them the wrong way may break the earpieces.

Other Useful Information (Cont.)

Disposal

At the end of its working life, do not throw this product out with your household rubbish. Electrical and electronic products contain substances that can have a detrimental effect on the environment and human health if disposed of inappropriately. Observe local regulations and dispose of it appropriately for recycling. Contact your local authorities for advice on recycling facilities in your area.



BAUHN®
SS TECHNOLOGY

Noise-Cancelling Headphones

Repair and Refurbished Goods or Parts Notice

Unfortunately, from time to time, faulty products are manufactured which need to be returned to the supplier for repair.

Please be aware that if your product is capable of retaining user-generated data (such as files stored on a computer hard drive, telephone numbers stored on a mobile telephone, songs stored on a portable media player, games saved on a games console or files stored on a USB memory stick) during the process of repair, some or all of your stored data may be lost. **We recommend you save this data elsewhere prior to sending the product for repair.**

You should also be aware that rather than repairing goods, we may replace them with refurbished goods of the same type or use refurbished parts in the repair process.

Please be assured though, refurbished parts or replacements are only used where they meet ALDI's stringent quality specifications.

If at any time you feel your repair is being handled unsatisfactorily, you may escalate your complaint. Please telephone us on 1300 886 649 or write to us at:

Tempo (Aust) Pty Ltd ABN 70 106 100 252
PO BOX 6056 Frenchs Forest, Sydney, Australia NSW 2086
Tempo Help Desk: 1300 886 649 (Aust)
(Operating Hours: Mon-Fri 08:30AM to 06:00PM EST)
Email: info@tempo.org

AFTER SALES SUPPORT

  1300 886 649

 www.tempo.org

Model: AHP-1192 Product Code: 39115 11/2014





Warranty returns

Should you for any reason need to return this product for a warranty claim, make sure to include all accessories with the product.

Product does not work?

If you encounter problems with this product, or if it fails to perform to your expectations, make sure to contact our After Sales Support Centre on 1300 886 649 before returning it to the store for a refund.